


JFLIP

Juvenile Fire Lighters Intervention Program

Work book



Government
of South Australia

**SOUTH AUSTRALIAN
METROPOLITAN FIRE SERVICE**

*Helping families solve the problem of
children's unsafe fire play*




**METROPOLITAN
FIRE
SERVICE**
SOUTH AUSTRALIA

BOOK

2

This book is the property of...



The SA Metropolitan Fire Service gratefully acknowledges the Fire & Emergency Services Authority of Western Australia for the use of the fire safety characters - Jet, Bravo, H2O and Soak. All rights reserved by FESA 2000.

All rights reserved. No part of this publication may be reproduced, transmitted or stored in any form without the written permission of the copyright holders, except educators who may copy sheets for educational purposes.

The fire in Kate and Adam's House!



Read the story below with the grown-ups in your house so that everyone knows what to do if there is a fire.

Kate was in her bedroom one day when she heard the smoke alarm go off in the passage. She crawled to the door because she could smell smoke in the room. She felt the door with the back of her hand. It was hot! She knew that the fire must be on the other side of the door so she would have to escape through the window.

Quickly she crawled to the window and opened it the way her Mum had shown her. She climbed outside and shouted,

"There's a fire! Get out of the house!"

She ran along the outside of the house banging on all the windows and all the doors. She shouted loudly,

"Get out of the house! There's a fire!"

Kate's Mum and Adam heard her and ran quickly out of the house to the letterbox, where Kate was waiting. They knew they had to meet at the letterbox so that the grown ups could check that everyone was out of the house safely.



They also knew that they must **NEVER** go back inside a burning house.

As soon as Mum was sure that everyone was safe she ran to the neighbour's house and asked her to phone 000 for the Fire Service. Kate and Adam stayed together at the letterbox.

The Fire Service arrived in just a few minutes and was able to put the fire out quickly.

Even though part of their house was burnt, Kate, Adam and their Mum were not hurt.

They weren't hurt because they had made their Home Fire Escape Plan and they had practised it together regularly.



What do you do if there's a fire in your home

When you have read the story on the previous page put the cartoon pictures in order. Write the letters in the boxes below to find the secret word.



--	--	--	--	--	--




a



y



t



s

Remember to check that you got it right! Read Jet's story on page 3.



e



f

Can you report a fire?





List the different types of fires and incidents that firefighters attend.

Be safe and get down low!

Smoke is dangerous. It makes breathing difficult and makes it hard for you to see. The safest way to get out of a smoke filled room is to get below the smoke and crawl to the nearest exit. Below the smoke there is clean air, so

"Get down low and GO! GO! GO!"



Colour the smoke grey then colour the rest of the picture.

Fire Safety Word Search

All of the words listed below are found somewhere in the puzzle. See if you can find all twenty-seven of them!

LOW
FIRE
STOP
CRAWL
SMOKE
OIL
FLAME
FIREFIGHTER
TOXIC

FUEL
ESCAPE
DROP
PETROL
ALARM
BURN
HEAT
JFLIP
HAZARD

VAPOUR
EXIT
ROLL
FLAMMABLE
EXTINGUISHER
SAFETY
EMERGENCY
OXYGEN
PLAN

F	I	R	E	F	I	G	H	T	E	R	A	B	B	H
L	C	P	E	F	G	E	H	O	I	O	J	U	K	A
A	Z	L	O	R	J	S	P	X	N	L	O	R	T	Z
M	A	A	X	D	T	C	E	I	H	L	V	N	E	A
M	F	N	Q	R	T	A	T	C	F	L	A	M	E	R
A	O	S	S	T	O	P	R	D	R	O	P	E	E	D
B	J	F	L	I	P	E	O	S	P	O	O	I	L	S
L	A	L	A	R	M	F	L	T	R	U	U	N	O	A
E	X	T	I	N	G	U	I	S	H	E	R	F	W	F
A	R	F	F	A	W	E	A	M	Y	T	O	H	G	E
O	E	X	I	T	A	L	N	O	X	Y	G	E	N	T
D	E	C	R	A	W	L	A	K	T	D	I	A	N	Y
N	E	R	E	M	E	R	G	E	N	C	Y	T	A	T

Smoke Alarms



Answer these questions about smoke alarms. Discuss them with your family and get them to help as well!



1. When does a smoke alarm go off?

2. Why do you need a smoke alarm?

3. How do you test a smoke alarm?

4. How often should you test the smoke alarms in your home?

5. How often should you change the battery of a smoke alarm?

6. When is the best time to change the battery?

Draw a plan of your home on
the graph below.






Mark the exits from every room in red. Draw blue lines to show two
ways to get outside from every room.

Fire Maze

Steer this fire truck through the maze to put out the fire.

Which entrance will you take? _____






What kind of fire is this?

Connect the pictures to the words.

Colour the pictures




**Good
fires!**

**Bad
fires!**



What do you know about fire?



Ask an adult to help you choose the right answer

1. Smoke from a fire will,
 - a) Stay close to the floor
 - b) Rise to the ceiling
2. What is the most common cause of death in a house fire?
 - a) Flames
 - b) Smoke

Explain why _____

3. If you see smoke coming under a closed door, you should
 - a) Open the door to make sure if there is a fire
 - b) Leave the door closed

Explain why _____

4. If you need to escape from a smoke filled house, you should
 - a) Hold your breath and run out quickly
 - b) Get down low and go straight to the nearest exit

Explain why _____

What do you know about fire?



5. A flammable liquid should be stored in sealed containers.

a) True

b) False

Name some common flammable liquids _____

6. Petrol should be stored in,

a) The kitchen cupboard

b) The garage or outside shed

7. Which type of clothing will catch fire the quickest?

a) Woollen jumper

b) Cotton t-shirt

8. If your clothes were on fire, you should

a) Stop, cover, drop and roll to smother flames

b) Run and get some water to pour over yourself

Explain why _____

9. For someone with a minor burn, you would

a) Cool the burn by holding under cold water

b) Cover it with butter, ointment or sunburn cream

10. Doctors can cure serious burn scars?

a) True



b) False



Do You Know?

Being able to tell the difference between a good fire and a bad fire helps us to stay safe.

Use what you know about fire safety to draw a *GOOD* fire in the frame below.



Good fire

Fire Safety Quiz

1. What would you do if your clothes were to catch on fire?
2. Some clothes catch fire quicker than others. Do you know which ones they are?
3. What would you do for someone with a minor burn?
4. What number do you call in an emergency?
5. How often should you test the smoke alarm?
6. Where is the safe meeting place in your Home Fire Escape Plan?
7. How do you escape from a smoke filled room?

Being Responsible with Fire

1. Report fire dangers to the adults in your home so that the problem can be fixed.
2. You should only use a fire when there is an adult present and you can use it safely.
3. No more fire play or fire lighting.



Government
of South Australia

Your JFLIP Practitioner is _____

Contact phone number _____

SA Metropolitan Fire Service



AUGUST 2018